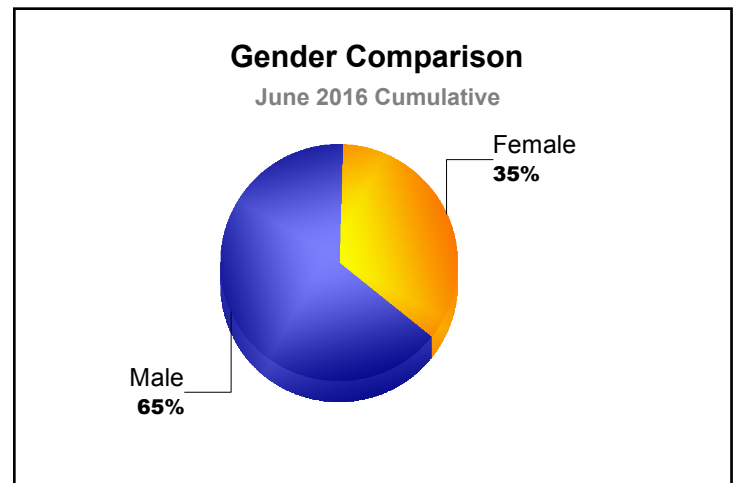
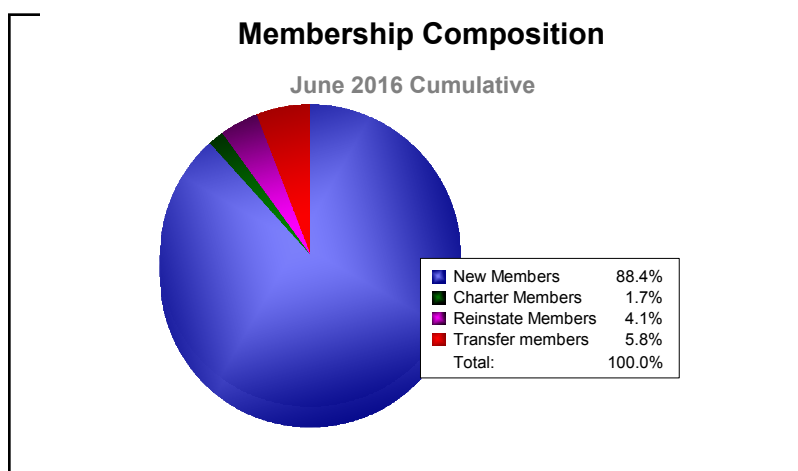
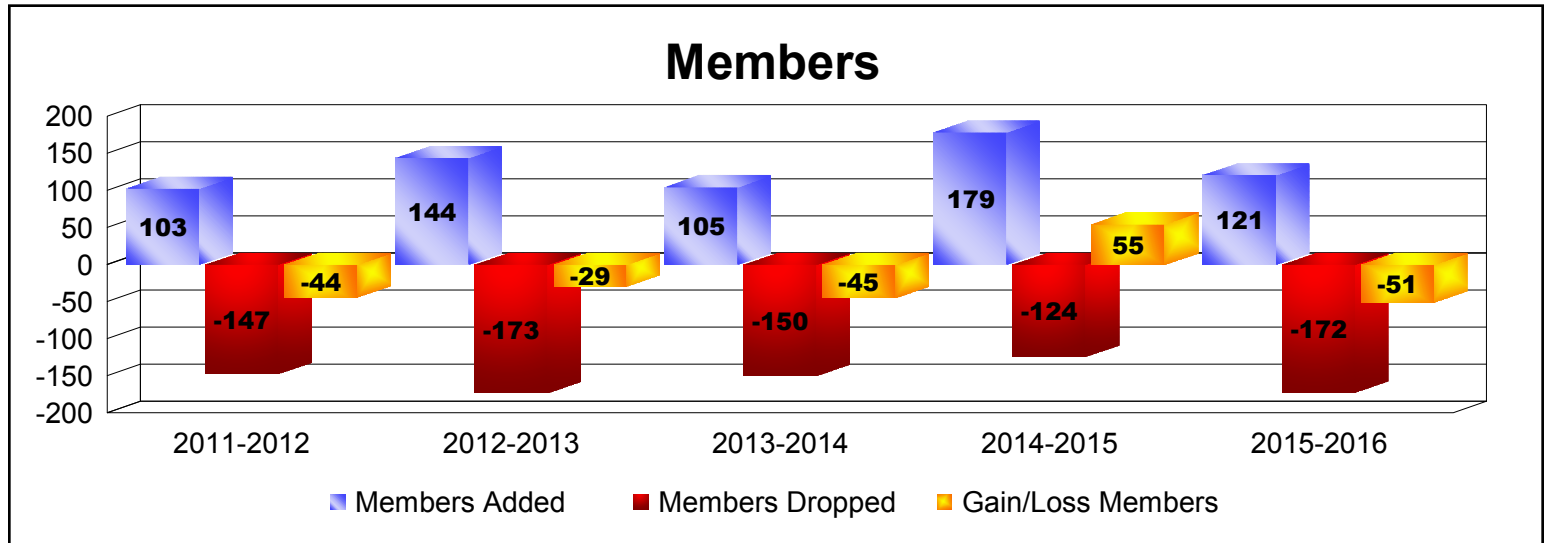
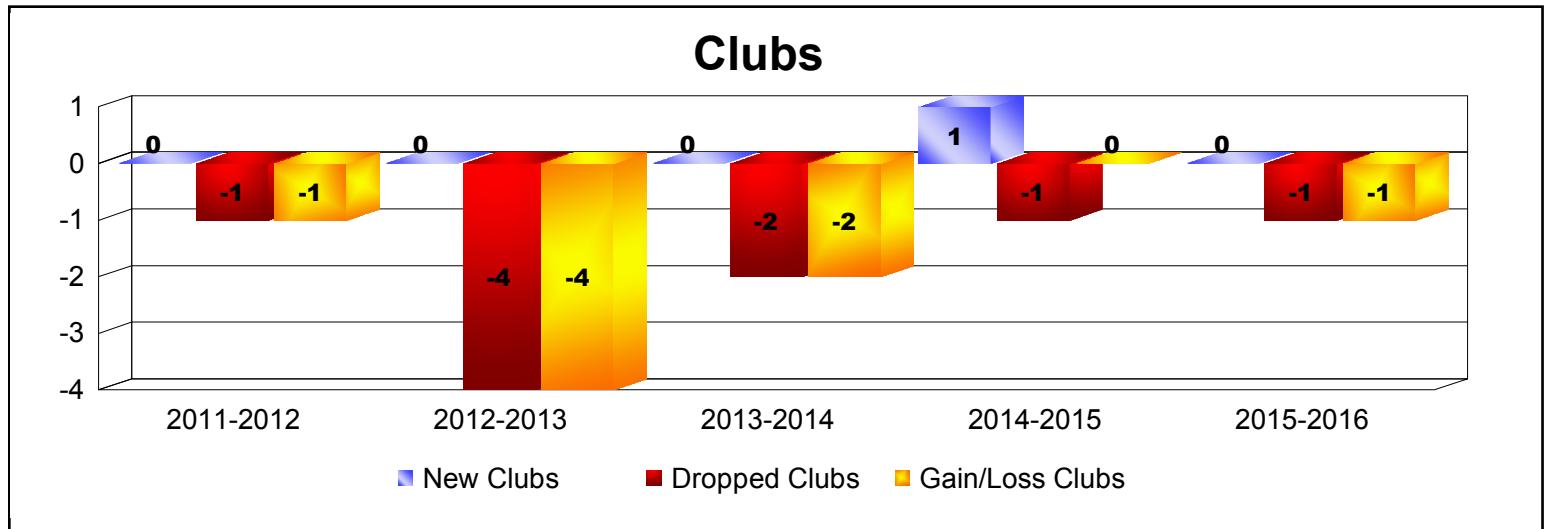


Year	New Clubs	Dropped Clubs	Gain/ Loss Clubs	New Members	Charter Members	Reinstate Members	Transfer Members	Total Member Added	Total Members Dropped	Gain/ Loss Members
2011-2012	0	-1	-1	95	0	3	5	103	-147	-44
2012-2013	0	-4	-4	108	0	15	21	144	-173	-29
2013-2014	0	-2	-2	88	12	0	5	105	-150	-45
2014-2015	1	-1	0	127	36	6	10	179	-124	55
2015-2016	0	-1	-1	107	2	5	7	121	-172	-51
Average	0	-2	-2	105	10	6	10	130	-153	-23



Year	New Clubs	Dropped Clubs	Gain/ Loss Clubs	New Members	Charter Members	Reinstate Members	Transfer Members	Total Member Added	Total Members Dropped	Gain/ Loss Members
2011-2012	0	0	0	4	0	1	0	5	-6	-1
2012-2013	0	0	0	5	0	0	1	6	-8	-2
2013-2014	0	0	0	4	0	0	1	5	-12	-7
2014-2015	0	0	0	10	0	0	0	10	-10	0
2015-2016	0	0	0	6	0	0	0	6	-11	-5
Average	0	0	0	6	0	0	0	6	-9	-3

